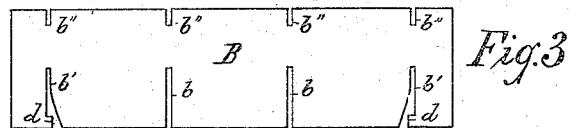
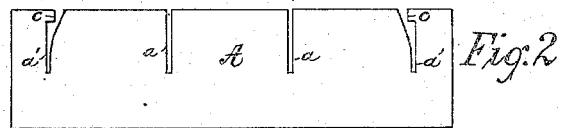
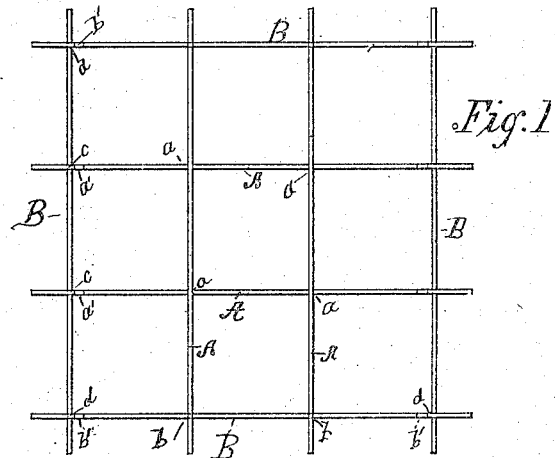


J. L. STEVENS.
Egg-Carrier.

No. 213,848.

Patented April 1, 1879.



Witnesses
G. R. Hoffman.
N. Cowles.

Inventor
John L. Stevens.
By Middley & Co.
Atty.

UNITED STATES PATENT OFFICE.

JOHN L. STEVENS, OF CHICAGO, ILLINOIS, ASSIGNOR TO BILLINGS,
COBURN & CO., OF SAME PLACE.

IMPROVEMENT IN EGG-CARRIERS.

Specification forming part of Letters Patent No. 213,848, dated April 1, 1879; application filed
February 15, 1879.

To all whom it may concern:

Be it known that I, JOHN L. STEVENS, of Chicago, in the county of Cook and State of Illinois, have invented new and useful Improvements in Egg-Carriers; and I hereby declare the following to be a full, clear, and exact description of the invention, which will enable others skilled in the art to which my invention appertains to make and use the same, reference being had to the accompanying drawings, forming part of this specification, in which—

Figure 1 represents a top or plan view of a bottomless tray embodying my invention; and Figs. 2 and 3 represent side elevations of the outer and inner strips or partitions, respectively.

Like letters of reference indicate like parts.

My invention relates to that class of egg-carriers in which are employed a series of trays, each formed of a series of bottomless compartments or pockets and separating-diaphragms; and my invention consists in the construction and arrangement of the partition-strips, as hereinafter described and claimed.

In the trays as usually constructed, by the interlocking of the partition-strips, the strips are liable to be pulled apart upon lifting the tray from the box or case; and the object of my invention is to obviate this objection by securely interlocking the strips, so that they will not pull apart with ordinary handling or usage.

In the drawings, A represents one of the inside strips or partitions, which is made from straw-board or other suitable material and of any desired dimensions, and is provided with a series of slots, *a*, equidistant, but in the upper side thereof, to the depth of one-half of the width of the strip; and on either side of the slots *a*, and near each end of the strip, is also cut an irregular slot, *a'*, so as to form a shoulder, *c*, as shown.

B represents one of the outside strips or partitions, which is made of the same dimen-

sions as the strip A, and is provided with a series of slots, *b*, equidistant, and irregular slots *b'*, forming a shoulder, *d*, cut in the lower side thereof, and corresponding with the slots in the strip A. In the upper side or edge of the strip B is cut a series of slots, *b''*, in line with the slots *b b'*, and of a depth corresponding with the width of the shoulders *c d*.

In constructing the tray or series of bottomless pockets, a series of strips, A, are arranged vertically and parallel to each other, and a corresponding number are arranged at right angles thereto, and are interlocked together by means of the slots *a*, so that their edges are flush with each other, and the slots *a'* will be upon the upper side of one series and the lower side of the other series of strips A. The outside strips, B, are then united or interlocked to the projecting ends of the strips A by passing the slots *b* of the strip B into the slot *a'* of the strip A until their edges are flush with each other, and the shoulders *c* at the ends of the strip A are let into the slots *b''* of strip B, and the shoulders *d* of strips B are let into the slots *b'* of the reverse strips B, thereby uniting the tray firmly and securely, and so that it will not become disengaged in any direction with ordinary handling or usage.

By constructing the tray as described there are no loose projecting ends of the strips; but they are firm and solid and not liable to tear or break.

Having thus described my invention, what I claim as new, and desire to secure by Letters Patent, is—

In an egg-carrier, the combination of the strips or partitions A, provided with the slots *a a'* and shoulders *c*, with the strips B, provided with the slots *b b' b''* and shoulder *d*, substantially as and for the purpose specified.

JOHN L. STEVENS.

Witnesses:

G. R. HOFFMAN,
N. COWLES.